Discussion Problems
Step 2: Tenths as Decimals

Teacher note: An A3 copy on card and scissors may be necessary.

National Curriculum Objectives:

Mathematics Year 4: (4F6b) Recognise and write decimal equivalents of any number of tenths or hundredths

About this resource:

This resource has been designed for pupils who understand the concepts within this step. It provides pupils with more opportunities to enhance their reasoning and problem solving skills through more challenging problems. Pupils can work in pairs or small groups to discuss with each other about how best to tackle the problem, as there is often more than one answer or more than one way to work through the problem.

There may be various answers for each problem. Where this is the case, we have provided one example answer to guide discussion.

We recommend self or peer marking using the answer page provided to promote discussion and self-correction.

More Year 4 Decimals resources.

Did you like this resource? Don't forget to review it on our website.

© Classroom Secrets Limited 2020

Tenths as Decimals

1. Three children are comparing sticker collections. Each sticker they collect represents a tenth of the whole page.

They are racing to fill their page. Unfortunately, Rae has spilt his milkshake everywhere!

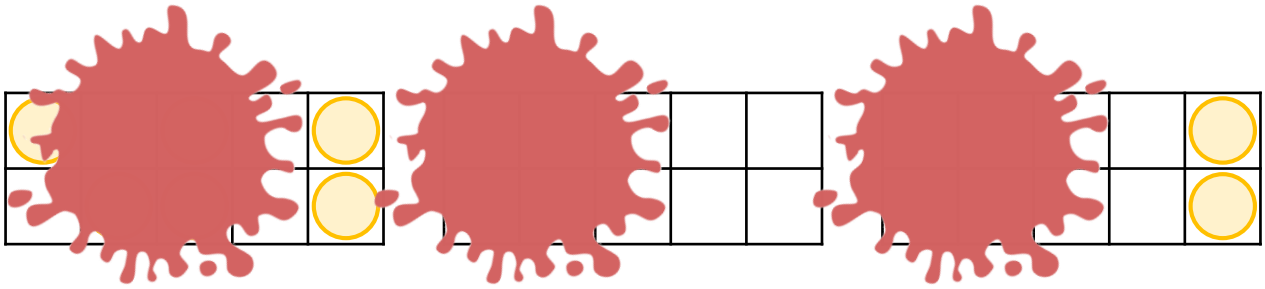

Jamie **Rae** **Mohamed**

The children know that Jamie was the closest to filling his page, Rae was 2nd and Mohamed was 3rd.

Explore how much of each page the children have filled. Write your answer as a decimal.

DP

2. In pairs or small groups, cut out the cards and shuffle the pack.

Rules

1. One person takes the deck and turns over one card at a time.
2. All players look at the card. Say the decimal represented.
3. The first person to say the correct decimal keeps the card.
4. The winner is the person with the most cards at the end of the game.

$\frac{3}{5}$	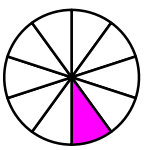	0.1 0.1 0.1	seven tenths	$\frac{5}{10}$	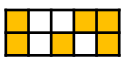	$\frac{7}{10}$
nine tenths	$\frac{4}{10}$	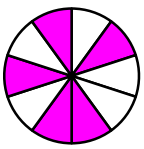		0.1 0.1	one tenth	

DP

© Classroom Secrets Limited 2020

Tenths as Decimals

1. Three children are comparing sticker collections. Each sticker they collect represents a tenth of the whole page.

They are racing to fill their page. Unfortunately, Rae has spilt his milkshake everywhere!

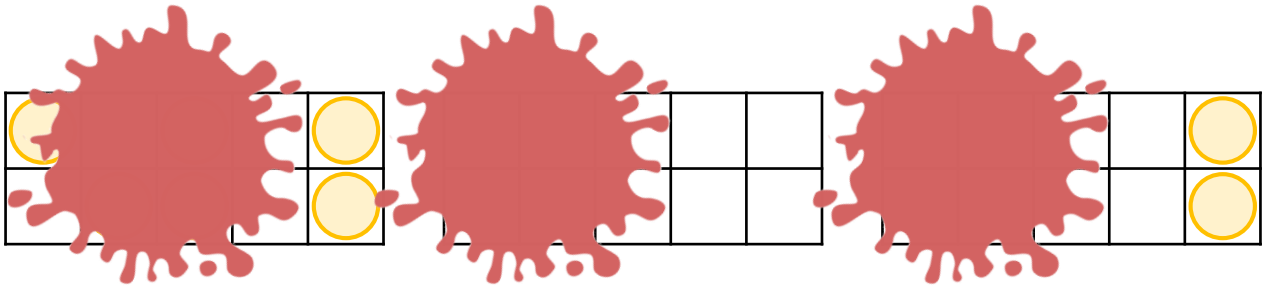

Jamie **Rae** **Mohamed**

The children know that Jamie was the closest to filling his page, Rae was 2nd and Mohamed was 3rd.

Explore how much of each page the children have filled. Write your answer as a decimal.

Various answers, for example: Jamie – 0.4, Rae – 0.3 and Mohamed – 0.2; Jamie – 0.5, Rae – 0.4 and Mohamed 0.3; Jamie – 0.7, Rae – 0.4 and Mohammed – 0.2

DP

2. In pairs or small groups, cut out the cards and shuffle the pack.

Rules

1. One person takes the deck and turns over one card at a time.
2. All players look at the card. Say the decimal represented.
3. The first person to say the correct decimal keeps the card.
4. The winner is the person with the most cards at the end of the game.

$\frac{3}{5}$	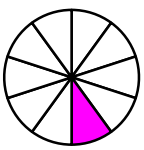	0.1 0.1 0.1	seven tenths	$\frac{5}{10}$	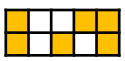	$\frac{7}{10}$
0.6	0.1	0.3	0.7	0.5	0.6	0.7

nine tenths	$\frac{4}{10}$	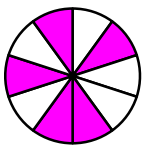		0.1 0.1	one tenth	
0.9	0.4	0.5	0.3	0.2	0.1	0.8

DP

© Classroom Secrets Limited 2020